

Ultrasound seminar

On 22.1., 26.1. and 1.2.2024 at the department of Anatomy was held an introductory Ultrasound seminar for teachers of the department under the leadership of MUDr. Marko Vrzcuga.

The seminar consisted of three parts:

1. Ultrasound examination of the upper limb
2. Ultrasound examination of the lower limb
3. Ultrasound examination of the neck, chest and abdomen.

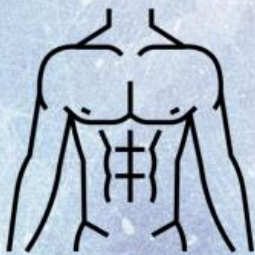




DISSECTION WEEK



Have you finished your exams and want to
use your free time?
Do you enjoy the anatomy?
Come and try the anatomical dissection!

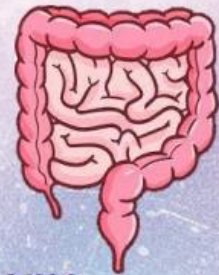


Where and when?

5. 2. – 9. 2. 2024


9:00 – 12:00

Department of Anatomy – dissecting rooms



Repeat the upper and lower limb, thorax, gastrointestinal system
and check the abdominal wall.

Bring the white coat, slippers, gloves, tweezers,
scalpel and atlas.



You will find more information in MS Teams – New anatomy

