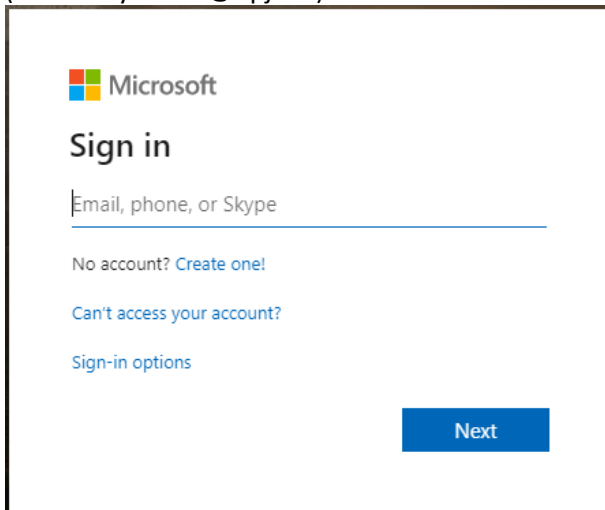



Join a team in MS Teams

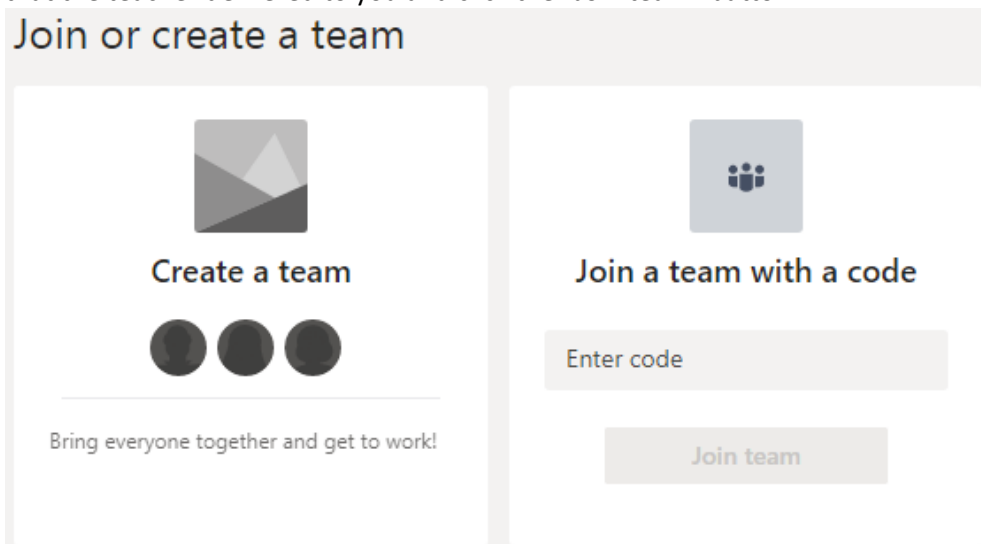
1. Use the following URL address in your web browser: <https://teams.microsoft.com>.
(recommended browsers are Edge or Chrome)
You can also download the Teams app for Windows, Android, Apple or Linux.
2. Log in to the MS Teams with your University Office 365 account.
(university mail x@upjs.sk)



3. After logging in, you will see the MS Teams application. Select "Teams" from the menu on the left.



4. The "Join or create team" menu opens. Here, under "Join a team with a code" enter the code that the teacher delivered to you and click the "Join team" button.



5. In teams, you will see channels that will be used to communicate with the teacher. Here, you will be able to join an online lecture if the teacher organizes it.